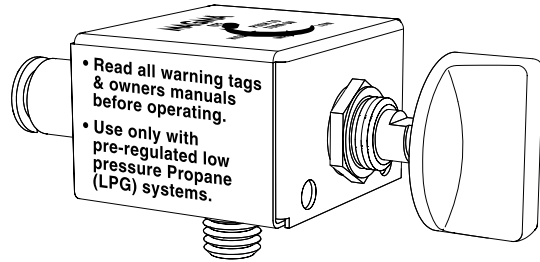


For All 9" x 12" Rectangular Gas Grills

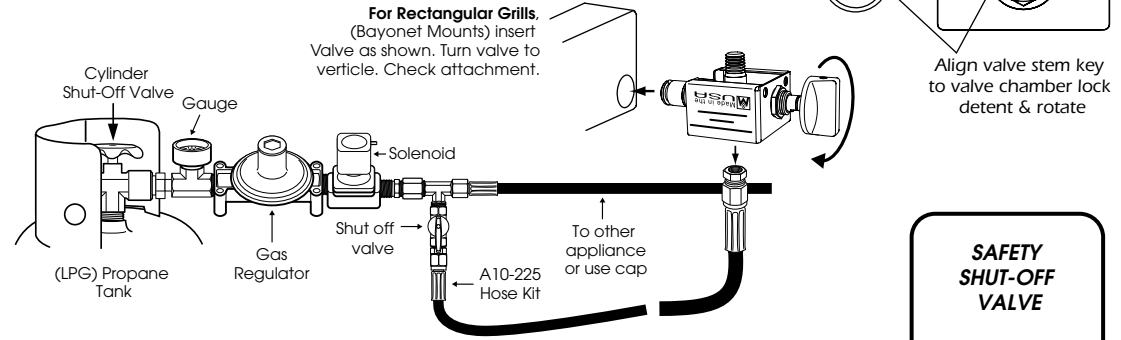


FOR PRE-REGULATED LOW PRESSURE (LPG) GAS SYSTEMS, THIS CONTROL VALVE IS DESIGNED TO ALLOW USE OF ALL MAGMA GRILLS IN RESIDENTIAL, MARINE, AND R.V. LPG APPLICATIONS. IT IS DESIGNED TO TAP INTO THE LOW PRESSURE SIDE OF THE REGULATOR.

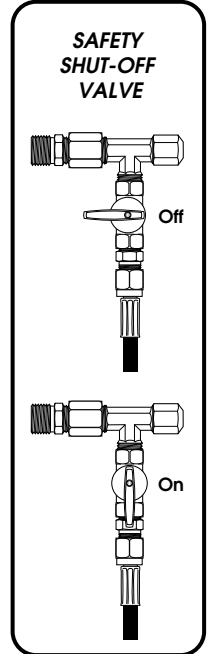
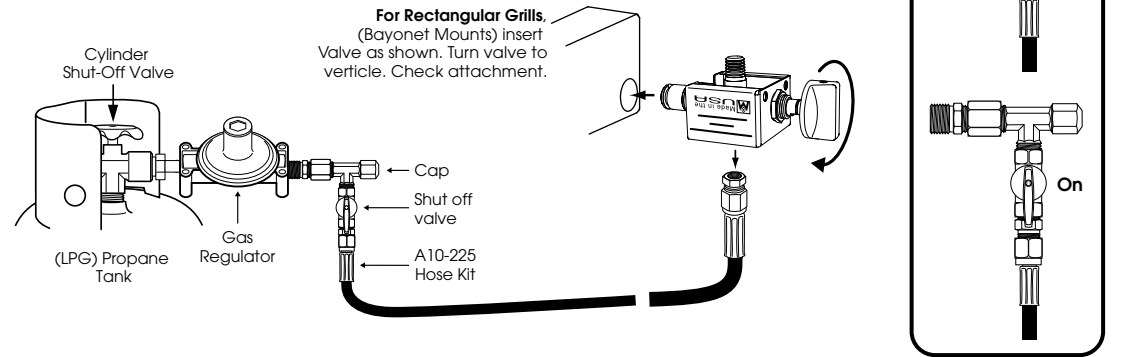
*Nominal Operating Pressure
11" Water Column (0.4 PSI).
Nominal Gas Consumption
7,500 BTU.*

***USE WITH MAGMA A10-225 LPG HOSE KIT (Sold Separately).**

Typical Marine and R.V. Application

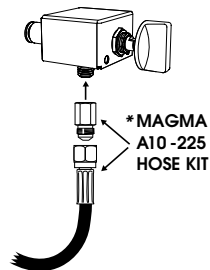


Typical Residential Application



Safety Instructions: A10-220 - Type 3 X-Low Output, (LPG) Low Pressure Control Valve

- Use this valve only in conjunction with Magma A10-225 hose kit. Use of other hose, valves or fittings may result in damage or injury.
- Prior to installation or use; read warning labels, grills owners manual, and instruction sheets supplied with the additional products.
- A safety shutoff valve (supplied with A10-225 hose kit) must be used in conjunction with this control valve at the point of connection into your system. This allows for shut off of the gas supply to the hose leading to the grill.
- Always check for leaks with a soap suds solution before attempting to light the grill.



WARNING: NEVER USE A FLAME TO CHECK FOR GAS LEAKS!