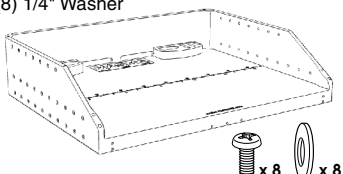
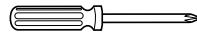


Care, Use & Assembly Instructions

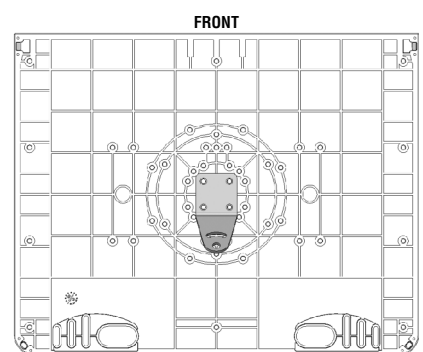
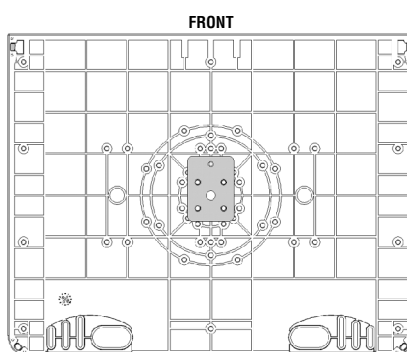
20" x 16" Tournament Series Fish Cleaning Station

- 20" Cleaning stations use both "Single" and "Dual" Magma mounts. See chart below for specific applications. Other Springfield, Garelick, and Todd pedestal mounts may also be used (illustrations not shown).
- For level table adjustment, see instructions included with mounting hardware.
- **WARNING: Do Not install mounting fasteners into table without mount. As they will damage table surface.**
- Use only provided fasteners. Lost or missing fasteners can be replaced with 1/4 - 20 x 3/4" Phillips pan head screws.
- Clean with soap and water. For mold / mildew prevention or to disinfect use diluted bleach and water solution. Do not use other solvents or chemicals.
- The fish cleaning stations are UV stabilized. However when not in use we recommend that you stow the cleaning station away from harsh sunlight.

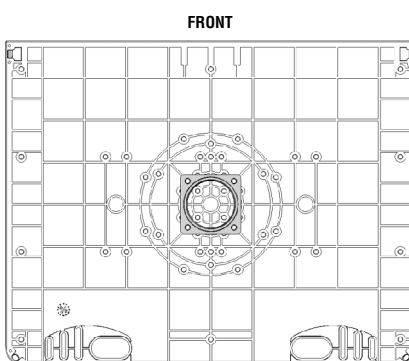
<p>Contents:</p> <ul style="list-style-type: none"> (1) 20 x 16 Fish Cleaning Station Table (8) 1/4 - 20 x 3/4" Phillips pan head screws (8) 1/4" Washer 	<p>Tools Required:</p> <ul style="list-style-type: none"> (1) Phillips head screwdriver <p><i>Note: Additional tools and fasteners required for some mount installations. See instructions included with mount.</i></p> 
--	--



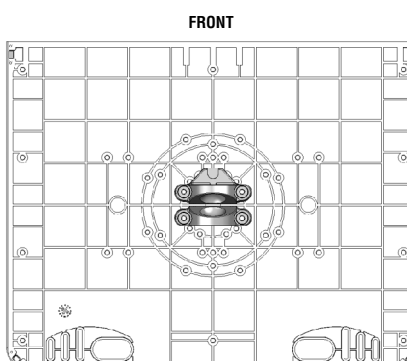
T10-321 / T10-326 / T10-360 / T10-365 Socket Mount, T10-340 Square Rail Mount



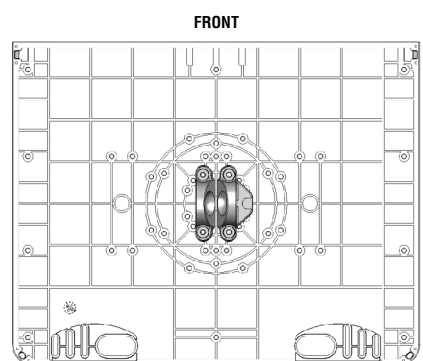
T10-380 / T10-385 / T10-390 Round Rail Mount



T10-185 Pedestal Mount



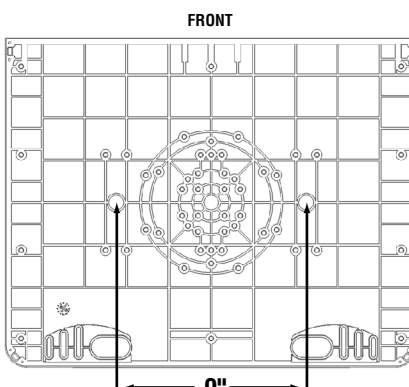
(For maximum left to right adjustment)



(For maximum front to back adjustment)

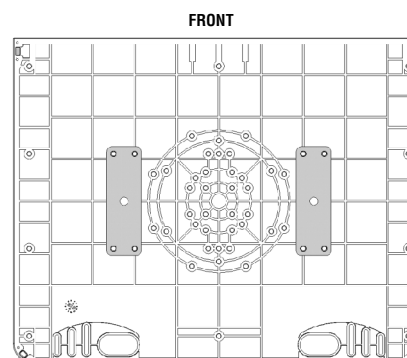
T10-355 / T10-375 LeveLock Mount
T10-322, T10-327 LeveLock Socket Mount,
T10-780 / T10-785 / T10-790 Vertical Round Rail Mount

Note: Original, T10-350, "LeveLock"™ mount can not be used with Tournament Series Fish Cleaning Stations.

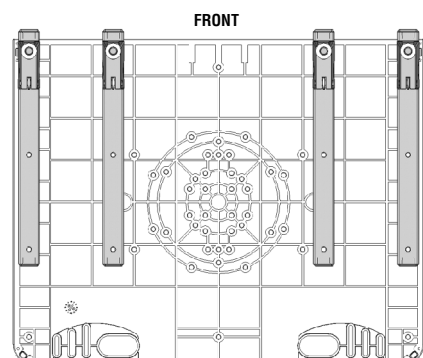


T10-521 / T10-526 Socket Mount,
T10-540 Square Rail Mount
installation dimension

Note: Install mount to table prior to socket installation to verify proper spacing and location.



T10-521 / T10-526 Socket Mount,
T10-540 Square Rail Mount,
T10-580 / T10-585 / T10-590 Round Rail Mount



T10-680 / T10-685 / T10-690
Extended Round Rail Mount
(Choose inner or outer mounting holes prior to installation)

Note: Proper mounting installation of mounts T10-680, T10-685, and T10-690, remove factory installed plastic plugs prior to mount installation. Factory provided fasteners can not be used for table installation, requires (4) 1/4 - 20 x 1-3/4" Phillips pan head screws.

